


## Slatwall Slatwall panels

Our 2400mmW x 1200W slatwall sheets are manufactured in our factory in Mile End South on 16mmT board with 100mm centres.

Slatboard can be customised to suit your space and can also be made in a variety of colours of ply, white and more. Different height centres are available.

Needing something custom? Don't hesitate to give us a call.



The sides of slatwall are raw. Use S3605 or S3606 edging to cover them.



2400 L x 1200 H x 16 mm thick  
Sold individually

4511

 White & aluminium

| Quantity | Each inc GST |
|----------|--------------|
| 1+ -     | \$240        |

2400 L x 1200 H x 16 mm thick  
Sold individually

3372


 Black & aluminium

| Quantity | Each inc GST |
|----------|--------------|
| 1+ -     | \$280        |




2400 L x 1200 H x 16 mm thick  
Sold individually

10364

 Raw Birch & aluminium

| Quantity | Each inc GST |
|----------|--------------|
| 1+ -     | \$POA        |

To join two sheets together to create 2400mmH x 2400mmH you will need an additional extrusion.




Slatwall plank insert aluminium

2400 mm L "T" shape  
Sold individually or in box of 10

S3613AL  Aluminium

| Quantity | Saving | Each inc GST |
|----------|--------|--------------|
| 1-9      | -      | \$12.95      |
| 10-49    | 14%    | \$11.95      |
| 50+      | 28%    | \$10.95      |

**Reward pricing** Each inc GST

 \$10.95  \$11.95